

## Sliding Door

Classification EI<sub>2</sub>120  
Standard EN 13501-2

### Tipology

1 leaf with pedestrian door



Fire Test standard  
EN 1634-1

### Test Report

APPLUS 16/10460-205 P1 M1

### EXAP Report

APPLUS 16/12230-2329 P1 M1

### Classification Report

APPLUS 16/12230-2330-2 P2 M1

CE MARK

0370-CPR-3214

## Metal fire sliding door 1 leaf of ALFATORRES model CEI-120 with built-in pedestrian door.

Tested according to the UNE-EN 1634-1 standard and classified according to the UNE EN 13501-2 Standard as fire resistant EI<sub>2</sub>120. The leaf is composed of a system of own panels made of galvanized steel sheet and filled with rock wool and laminated calcium materials. The exclusive 2mm thick perimeter profile made of galvanized steel provides great rigidity to the whole.

The upper guides are sized according to the weight of the leaf. System of two double bearings to facilitate the smooth and continuous movement of the set. Side and top laps of galvanized sheet with intumescent gasket for sealing. U-shaped receiver with bearing and intumescent gasket.

Pedestrian door made of 1.2 mm steel sheet with the same type of filling as the sliding leaf. It has 3-point lock and specific configuration of anti-panic bar and door closer. Lower threshold 40 mm high.

System of counterweights and internal wiring by pulleys located inside the metal container of the counterweight with the same height as the leaf. It has a recordable cover.

Standard activation by fuse or electromagnet (24v.)

### Double drive system to choose:

1. Commercial Mode: the door is always held and, usually, in the open position.
2. Continuous mode: the door allows manual opening and closing without the need for activation by fire signal. When it arrives, the door closes indistinctly from the position in which it is at that moment.

### OPTIONAL SETTINGS

- Double leaf with central lock (own data sheet)
- Motorized operation
- Automatic or manual electric reset
- Counterweight on the opposite side to the closing
- Speed Regulators for controlled closing
- Manufacture in pieces to facilitate the installation.
- Various guide supports for adjustment to the wall.

Technical Data Sheet  
Fire rated Range Product

## Sketch of Situation for sliding doors of 1 leaf

### Sliding Door

Classification EI<sub>2</sub>120  
Standard EN 13501-2

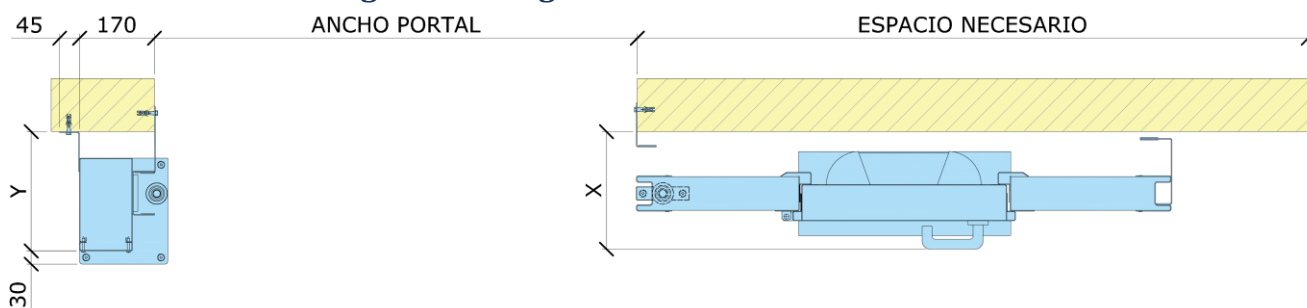
#### Tipology

1 leaf with pedestrian door

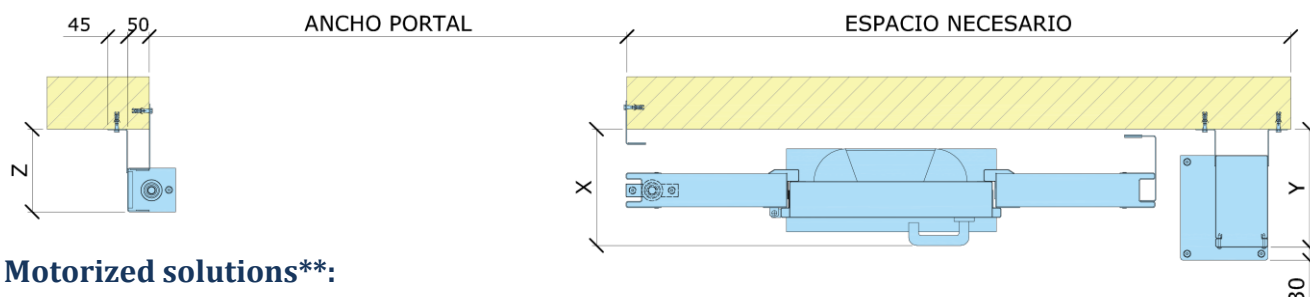
	Necessary sizes (mm.)	X (mm.)	Y (mm.)	H (mm.)	W (mm.)	Z (mm.)
<b>Weight</b>	Ancho Portal + 350	275	270	>310	290	----
<b>Weight in oppsoite side</b>	Ancho Portal + 470	275	270	>310	290	190
<b>Motorized</b>	Ancho Portal + 540**	275	----	>310**	290**	190

**\*\*Able to put the motor on different positions modifying the the sizes EN, H and W**

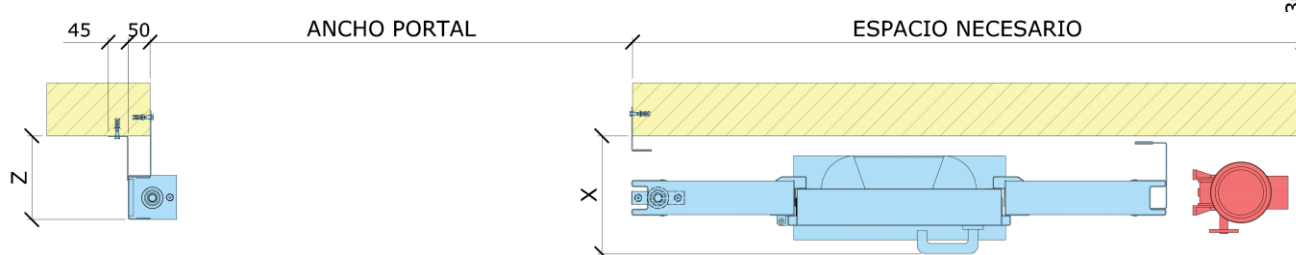
### Solution with counterweight in closing side:



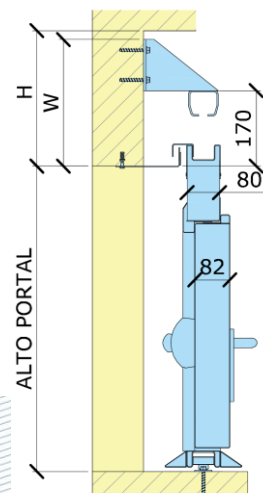
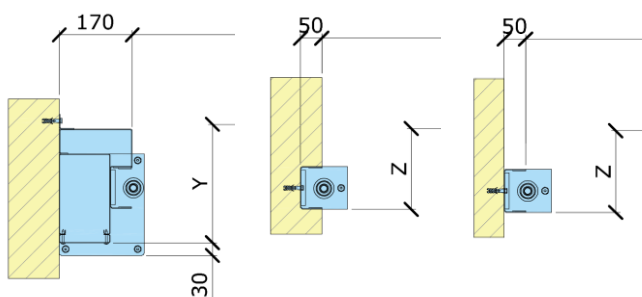
### Solution with counterweight opposite side:



### Motorized solutions\*\*:



### Optional settings:



### Opening direction:

