

Sliding Door

EN 13501-2
Classification
EI₂90

Typology
Single leaf with gate



Fire Test EN 1634-1

CTE DB SI

According to the requirements established in the Basic Fire Safety Document of the Technical Building Code [CTE DB SI].

Test Report

APPLUS 16/10460-205 P1 M1

Extension Report

APPLUS 16/12230-2329 P1 M1

Classification Report

APPLUS 16/12230-2329-4 P2 M1

CE MARKING

0370-CPR-3213

ALFATORRES Metal single leaf sliding fire door CEI-90 model with built-in passage gate.

Tested according to UNE-EN 1634-1 and classified as fire resistant **EI₂90** according to UNE EN 13501-2. The leaf consists of a system of our own panels, which are made of galvanized sheet metal. They are filled with rock wool and laminated calcium materials. The dedicated perimeter profile, which is made of galvanized steel that is 2 mm thick, makes the assembly very rigid.

Upper guides dimensioned according to the weight of the leaf. System of two double bearings to facilitate the continuous and smooth movement of the assembly. Lateral and upper overlaps made from galvanised sheet metal with intumescent sealing joint. "U" receiver with bearing and intumescent seal.

Passage gate made from 1.2 mm thick sheet metal with the same type of filling as the sliding leaf. It has a 3-point lock and a specific anti-panic bar and door-closing spring configuration. Lower crossbeam that is 40 mm high.

System of counterweights and internal cables, using pulleys located inside the sheet metal box at the same height as the leaf. It has an adjustable cover.

Standard activation with a fuse or an electromagnet (24v.)

Optional dual-actuator system:

1. Commercial mode: the door is always held, usually in the open position.
2. Continuous mode: manual opening and closing of the door is allowed, without the need for activation by a fire signal. When a fire signal is sent, the door closes, regardless of the position it is in at the time.

POSSIBLE CONFIGURATIONS

- Double leaf with central closing (own sheet)
- Motorised activation
- Automatic or manual electrical reset
- Counterweight on the opposite side to the closing
- Speed regulators for controlled closing
- Manufactured in sections to facilitate installation.
- Various guide supports for adaptation to suit the construction

Sketch of Situation for sliding doors of 1 leaf

Sliding Door

EN 13501-2 Classification
EI₂90

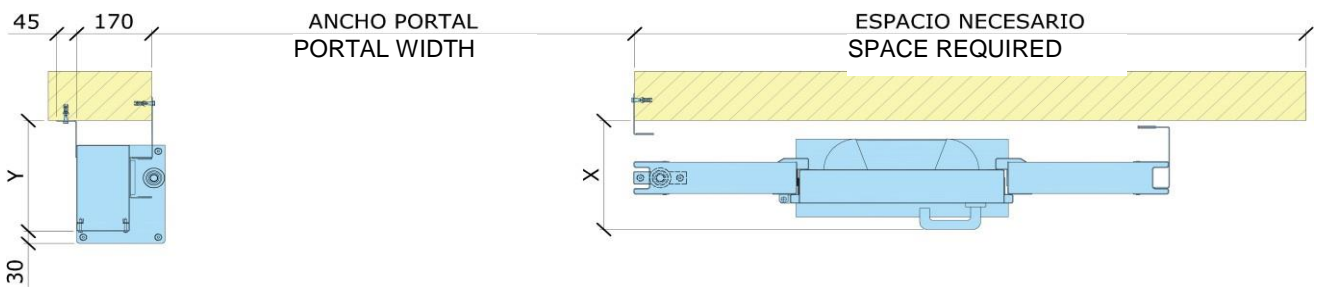
Typology

Single leaf with gate

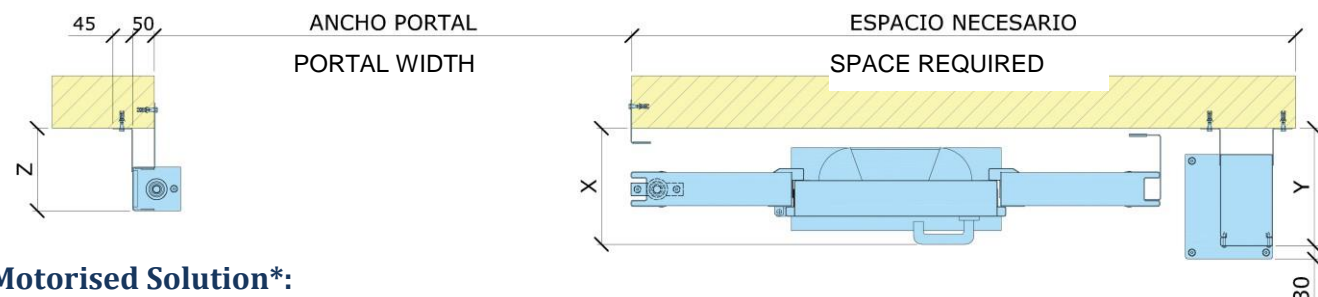
	Necessary sizes (mm.)	X (mm.)	Y (mm.)	H (mm.)	W (mm.)	Z (mm.)
Weight	Ancho Portal + 350	275	270	>310	290	----
Weight in opposite side	Ancho Portal + 470	275	270	>310	290	190
Motorized	Ancho Portal + 540**	275	----	>310**	290**	190

**Able to put the motor on different positions modifying the the sizes EN, H and W

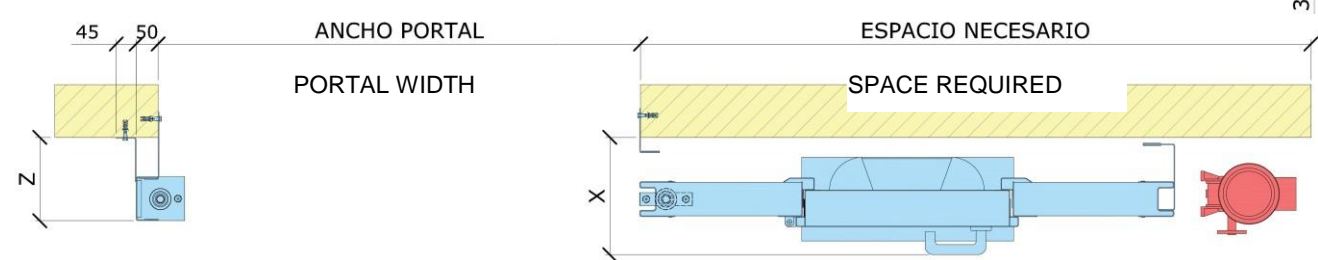
Counterbalanced solution (counterweight on the closing side)*:



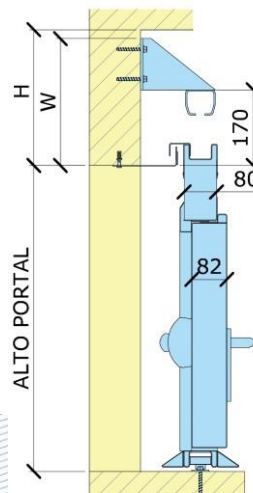
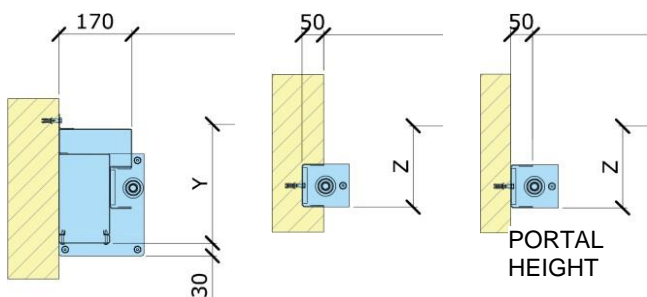
Counterbalanced solution (counterweight on the opposite side from the closing side)*:



Motorised Solution*:



(*Different configurations possible:



Opening directions:

