

Sliding Door

Classification **EI₂60**
Standard **EN 13501-2**

Tipology
1 leaf



Fire Test standard
EN 1634-1

Test Report

APPLUS 16/10460-205 P1 M1

EXAP Report

APPLUS 16/12230-2329 P1 M1

Classification Report

APPLUS 16/12230-2329-1 P2 M1

CE MARK

0370-CPR-3242

Metallic fire sliding door 1 leaf of ALFATORRES model CEI-60.

Tested according to the UNE-EN 1634-1 standard and classified according to the UNE EN 13501-2 Standard as fire resistant **EI₂60**. The leaf is composed of a system of own panels made of galvanized steel sheet and filled with rock wool and laminated calcium materials. The exclusive 2mm thick perimeter profile made of galvanized steel provides great rigidity to the whole.

The upper guides are sized according to the weight of the leaf. System of two double bearings to facilitate the smooth and continuous movement of the set. Side and top laps of galvanized sheet with intumescent gasket for sealing. U-shaped receiver with bearing and intumescent gasket.

System of counterweights and internal wiring by pulleys located inside the metal container of the counterweight with the same height as the leaf. It has a recordable cover.

Standard activation by fuse or electromagnet (24v.)

Double drive system to choose:

1. Commercial Mode: the door is always held and, usually, in the open position.
2. Continuous mode: the door allows manual opening and closing without the need for activation by fire signal. When it arrives, the door closes indistinctly from the position in which it is at that moment.

OPTIONAL SETTINGS

- Double leaf with central lock (own data sheet)
- Motorized operation
- Automatic or manual electric reset
- Counterweight on the opposite side to the closing
- Speed Regulators for controlled closing
- Manufacture in pieces to facilitate the installation.

Technical Data Sheet
Fire Rated Range Product

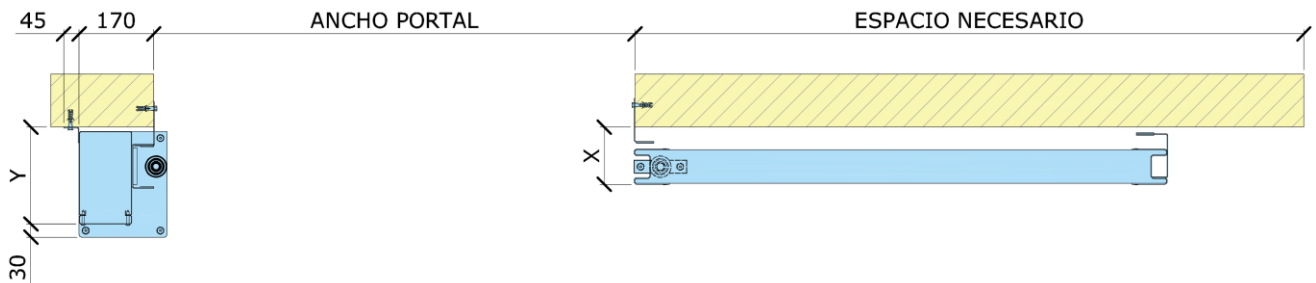
Sketch of Situation for sliding doors of 1 leaf

Sliding Door	
Classification EI ₂ 60	
Standard EN 13501-2	
Tipology	
1 leaf	

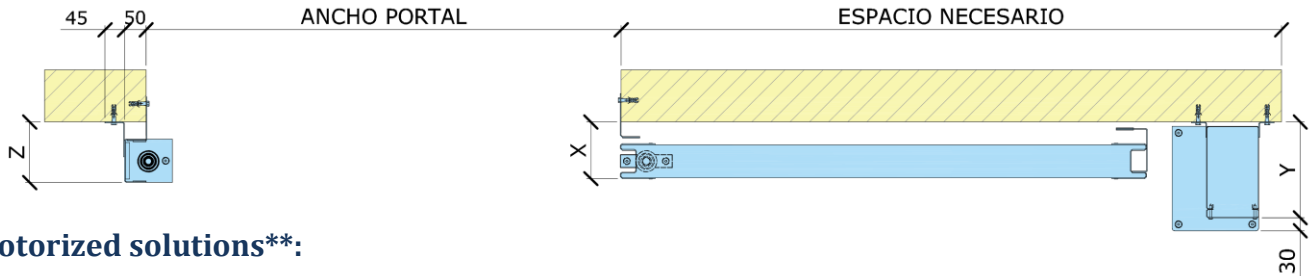
	Necessary sizes (mm.)	X (mm.)	Y (mm.)	H (mm.)	W (mm.)	Z (mm.)
Weight	Ancho Portal + 350	130	220	>310	290	----
Weight in oppoite side	Ancho Portal + 470	130	220	>310	290	140
Motorized	Ancho Portal + 540**	130	----	>310**	290**	140

**Able to put the motor on different positions modifying the the sizes EN, H and W

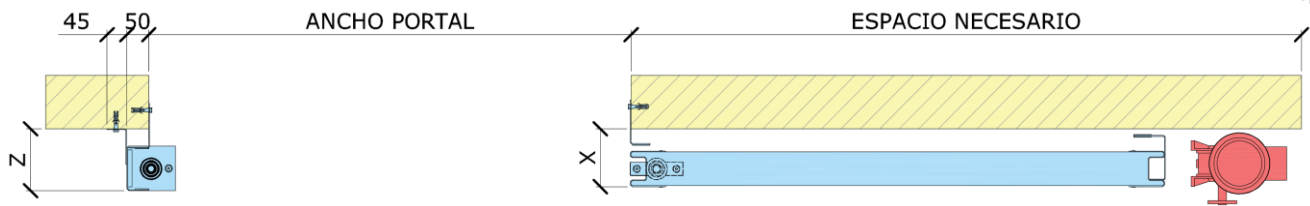
Solution with counterweight in closing side:



Solution with counterweight opposite side:



Motorized solutions**:



Optional settings:

